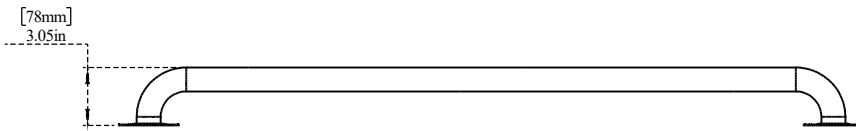
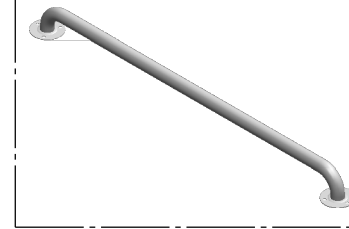
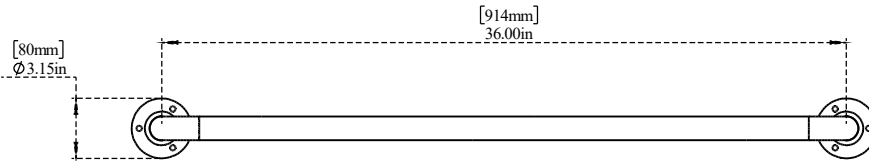


PART NO.- C8875 Line Drawing

TITLE- 36" Grab Bar Assembly Line Drawing



ALUIDS Note:- Information provided for reference only

All dimensions are in inches, mm (in bracket)

* This document and the information thereon is the property of Krome Dispense Pvt Ltd. & its subsidiaries. Any reproduction in part or as a whole without the written permission of Krome Dispense Pvt Ltd. is prohibited.