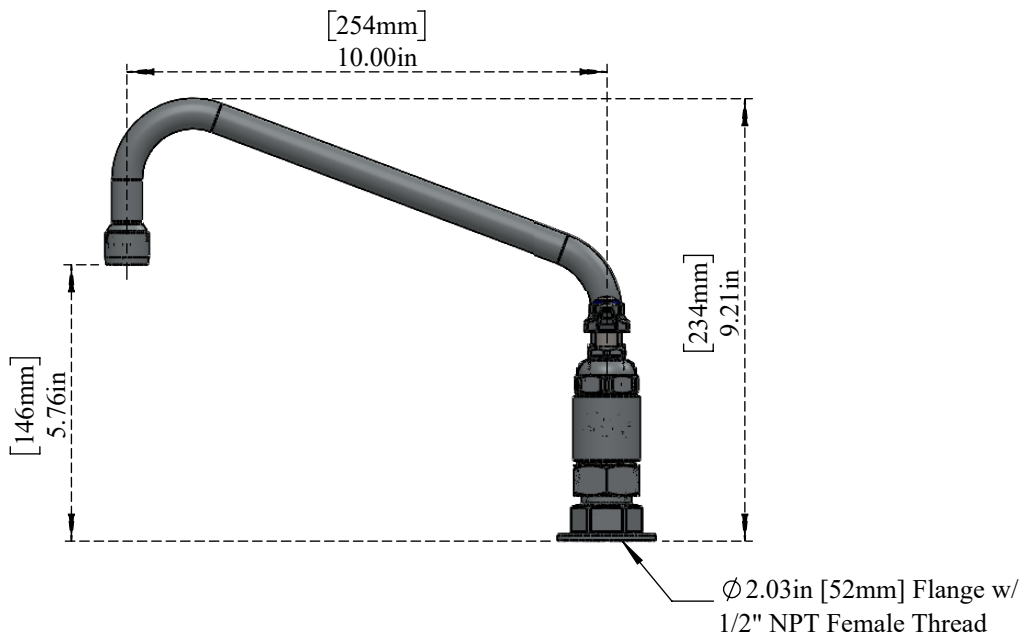
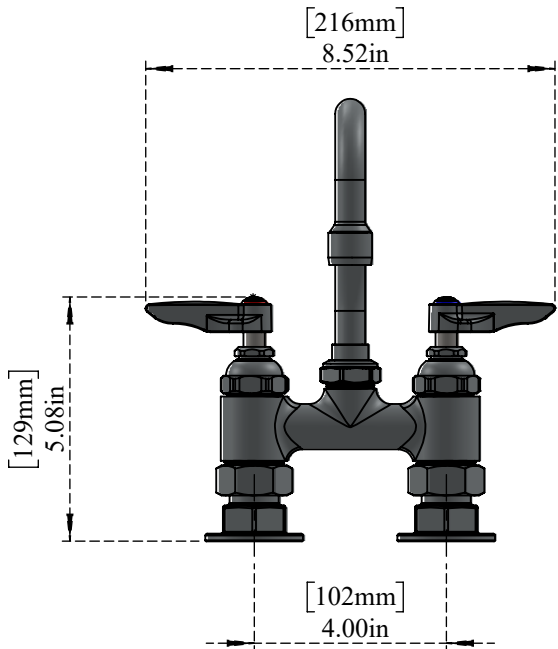



PART NO.- C8368 Line Drawing

TITLE- 4" Center-Double Pantry Deck Mount Swivel Base  
Faucet with 10" Swing Nozzle



**ALUIDS**

Note:- Information provided for reference only.

\* This document and the information thereon is the property of Krome Dispense Pvt Ltd. & its subsidiaries. Any reproduction in part or as a whole without the written permission of Krome Dispense Pvt Ltd. is prohibited.

All dimensions are in inches, mm (in bracket)